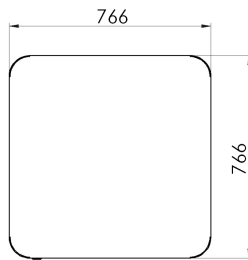
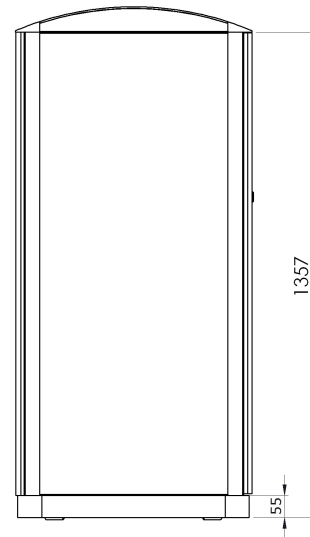
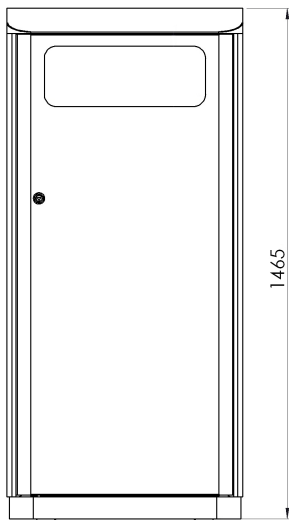


# CONTAINER SHELTER DRIVE IN 240L



## TECHNICAL DATA

Kind of bin: Container Shelter for mobile waste containers  
 Emptying: unlock the snap lock and open the door, the mobile waste Container is free accessible for emptying  
 Volume (L): 240  
 Weight (kg): 155  
 Material: galvanised steel or stainless steel  
 Surface: galvanised-painted oder blasted  
 Assembly: Fixing material additionally available

## OPTIONS

- With ash tray

## COLOURS

- All RAL and DB colours are available
- Special colours on request

The products do not contain any substances on the SVHC list of the European Chemicals Agency (ECHA).