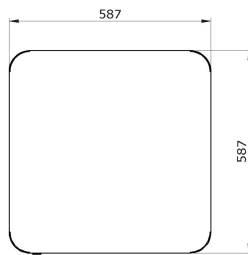
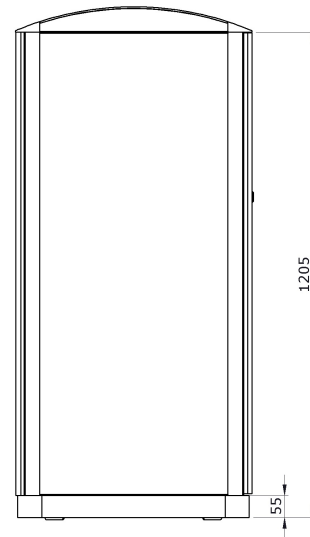
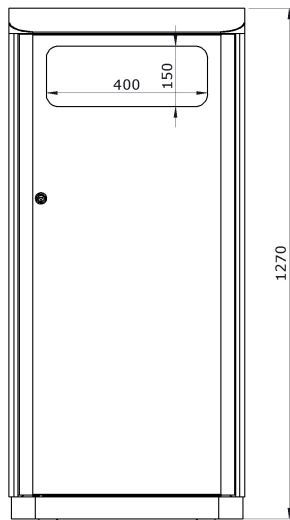


CONTAINER SHELTER DRIVE IN 120L



TECHNICAL DATA

Kind of bin: Container Shelter for mobile waste containers
 Emptying: unlock the snap lock and open the door, the mobile waste Container is free accessible for emptying
 Volume (L): 120
 Weight (kg): 95
 Material: galvanised steel or stainless steel
 Surface: galvanised-painted oder blasted
 Assembly: Fixing material additionally available

OPTIONS

- With ash tray

COLOURS

- All RAL and DB colours are available
- Special colours on request

The products do not contain any substances on the SVHC list of the European Chemicals Agency (ECHA).